

Scaled data based on original data using
LM-79-08 Approved Method: Electrical and Photometric Measurements of Solid-
State Lighting Products

Test Report Prepared for
Cooper Lighting Solutions
(formerly Eaton)

Brand: STREETWORKS

Report Number: P455434

Luminaire Tested: **GLAN-SA6C-760-U-T3R**

Issue Date: 1/4/2021

Test Information

Test Method: LM-79-08
Report Number: P455434
TEST IS SCALED FROM IESNA LM-79-08 TEST DATA (G3-2011-042-8)
Test Lab: INNOVATION CENTER
Issue Date: 1/4/2021
Manufacturer: COOPER LIGHTING SOLUTIONS (FORMERLY EATON)
Product Line: STREETWORKS
Catalog Number: GLAN-SA6C-760-U-T3R
Description: GALLEON AREA AND ROADWAY LUMINAIRE
(6) 70 CRI, 5700K, 1050mA LIGHTSQUARES WITH 16 LEDS EACH AND TYPE III
ROADWAY OPTICS
Light Source: -
Ballast/Driver: ELECTRONIC DRIVER

Summary

Lumens per Lamp: N/A
Luminaire Lumens: 42663 lumens
Efficiency: N/A
Efficacy: 132.9 lumens/watt
Luminous Opening: Rectangular (W 1.5' x L: 1' x H: 0')
IES Classification: Type IV - Medium
BUG Rating: B3 - U0 - G5

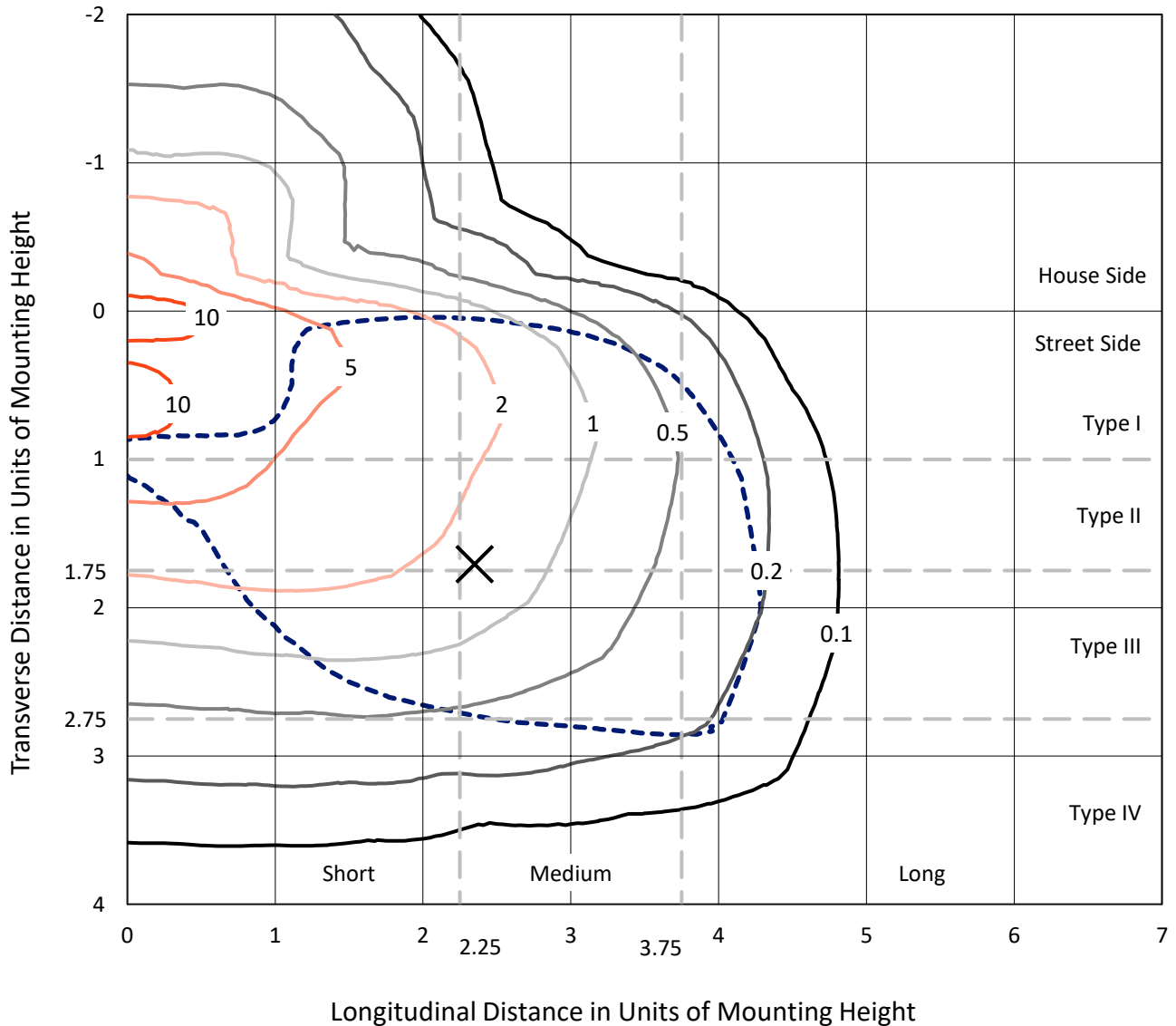
Input Watts (W): 321
Input Voltage (V): NR
Input Current (A_{in}): NR
Voltage Rise (V): NR
Power Factor: NR
Total Harmonic Distortion (THDi): NR
Frequency (hertz): 60
Stabilization Time: NR
Operation Time: NR
Ambient Temperature (°C): NR
Test Distance: 24 FT



REPORT NUMBER: P455434
 CATALOG NUMBER: GLAN-SA6C-760-U-T3R

Iso-Footcandle Lines of Horizontal Illumination

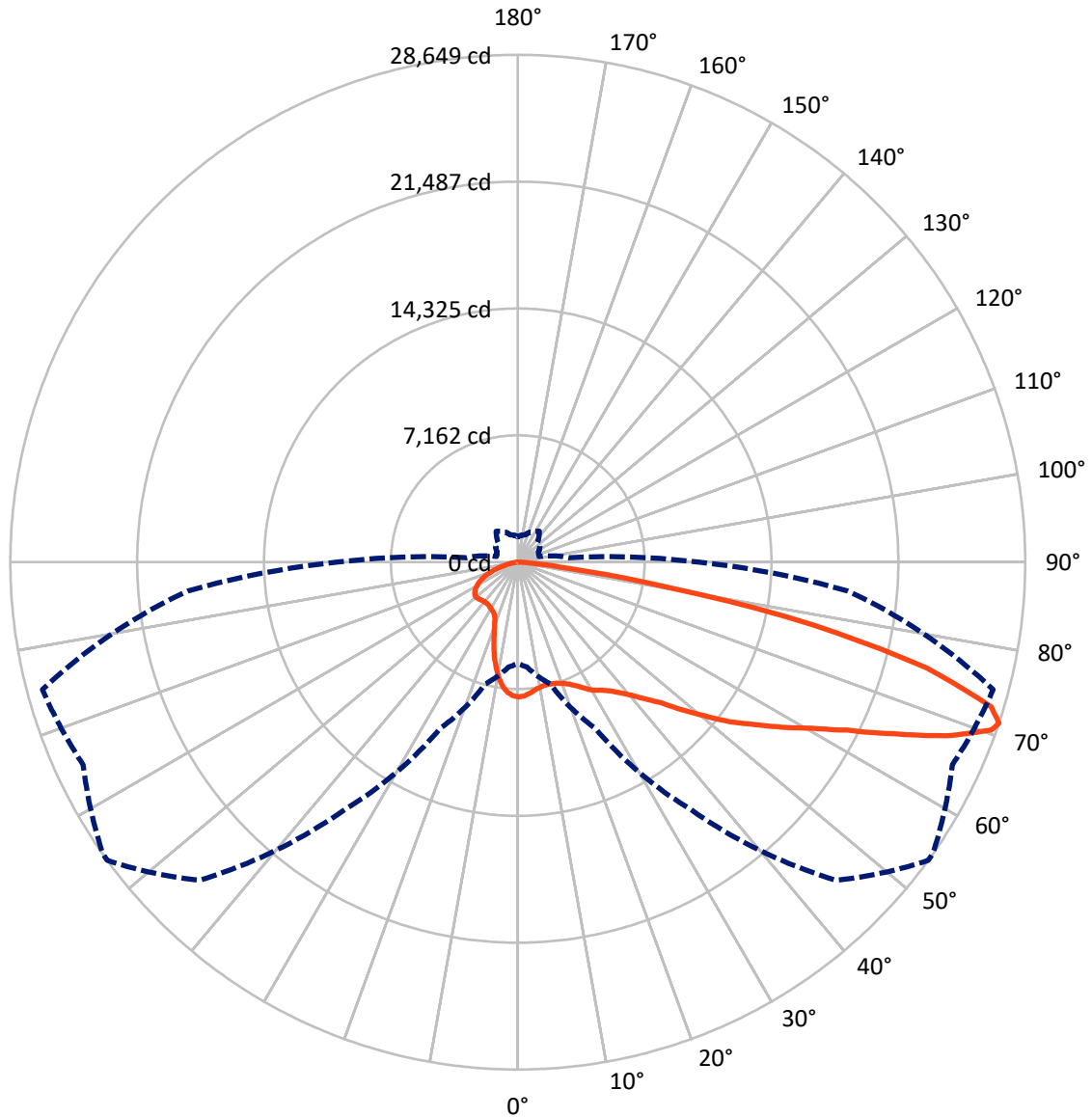
× Max cd
 - - - 1/2 Max cd



Based on 25 foot mounting height. Maximum calculated value = 12.3 fc
 Type IV - Medium - N/A

REPORT NUMBER: P455434
CATALOG NUMBER: GLAN-SA6C-760-U-T3R

Luminous Intensity Polar Plot



— Vertical Plane Through 54-Deg Lateral - - - Horizontal Cone Through 71-Deg Vertical

REPORT NUMBER: P455434

CATALOG NUMBER: GLAN-SA6C-760-U-T3R

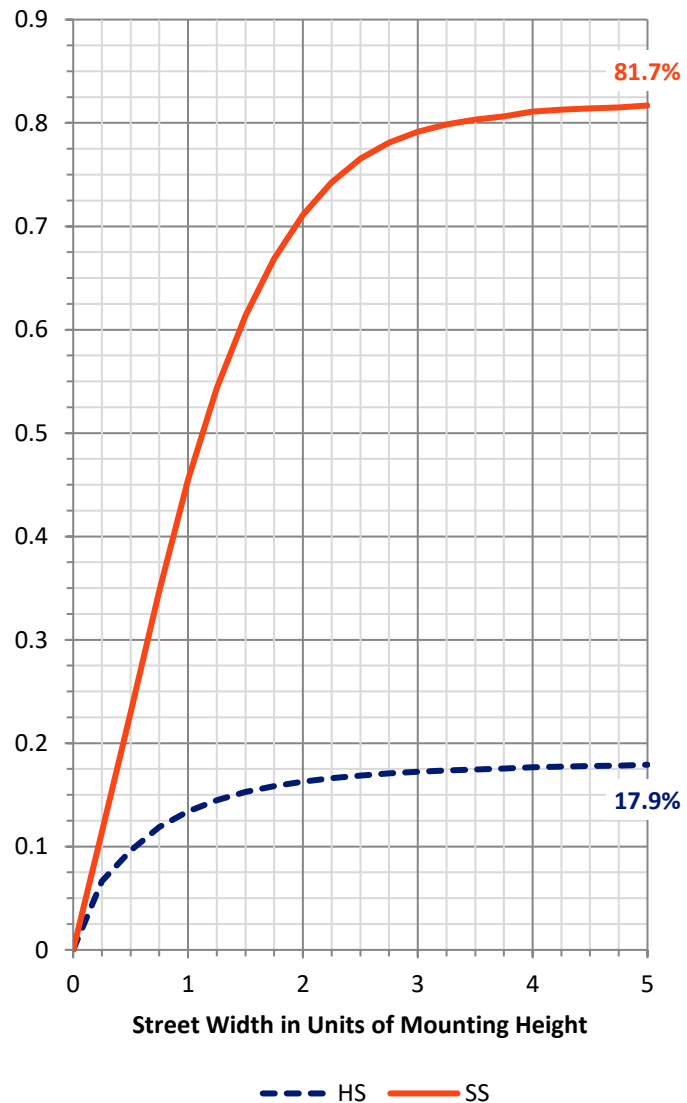
FLUX DISTRIBUTION:

		Downward	Upward	Total
House Side	Lumens	7702.5	0.0	7702.5
	% Fixture	18.1	0.0	18.1
Street Side	Lumens	34960.5	0.0	34960.5
	% Fixture	81.9	0.0	81.9
Total	Lumens	42663.0	0.0	42663.0
	% Fixture	100.0	0.0	100.0

Coefficient of Utilization

ZONAL LUMENS:

Zone	Lumens	% Fixture
0°-10°	678.3	1.6
10°-20°	1791.1	4.2
20°-30°	2982.3	7.0
30°-40°	4409.8	10.3
40°-50°	6211.3	14.6
50°-60°	8317.2	19.5
60°-70°	10483.2	24.6
70°-80°	7160.0	16.8
80°-90°	629.7	1.5
90°-100°	0.0	0.0
100°-110°	0.0	0.0
110°-120°	0.0	0.0
120°-130°	0.0	0.0
130°-140°	0.0	0.0
140°-150°	0.0	0.0
150°-160°	0.0	0.0
160°-170°	0.0	0.0
170°-180°	0.0	0.0
0°-90°	42663.0	100.0
0°-180°	42663.0	100.0



REPORT NUMBER: P455434

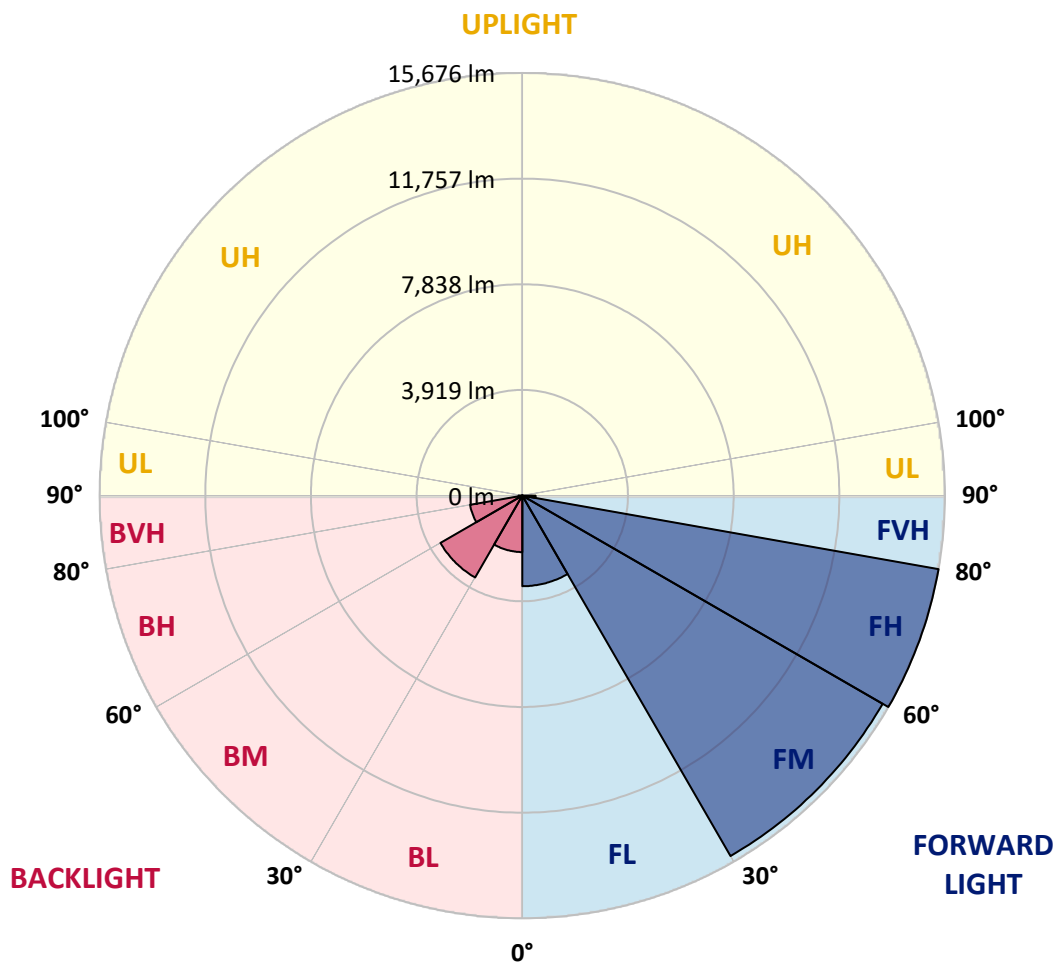
CATALOG NUMBER: GLAN-SA6C-760-U-T3R

LUMINAIRE CLASSIFICATION SYSTEM LUMEN TABLE AND BUG RATING:

Zone		Lumens	% Fixture	Zone Rating/Lumen Limit		
				B	U	G
FL	(0°-30°)	3358.3	7.9			
FM	(30°-60°)	15433.9	36.2			
FH	(60°-80°)	15676.1	36.7			G5
FVH	(80°-90°)	492.2	1.2			G3/500
BL	(0°-30°)	2093.4	4.9	B3/2500		
BM	(30°-60°)	3504.4	8.2	B3/5000		
BH	(60°-80°)	1967.2	4.6	B3/2500		G3/2500
BVH	(80°-90°)	137.5	0.3			G2/225
UL	(90°-100°)	0.0	0.0		U0/0	
UH	(100°-180°)	0.0	0.0		U0/0	

BUG Rating: B3-U0-G5

Type IV Medium





REPORT NUMBER: P455434

CATALOG NUMBER: GLAN-SA6C-760-U-T3R

CANDELA DISTRIBUTION (FULL):

	0°	5°	15°	25°	35°	45°	54°	55°	65°	75°	85°
0°	7611.7	7611.7	7611.7	7611.7	7611.7	7611.7	7611.7	7611.7	7611.7	7611.7	7611.7
2.5°	7353.6	7388.2	7397.4	7420.4	7468.8	7508.0	7547.2	7542.6	7597.9	7620.9	7641.7
5°	7026.4	7035.6	7070.2	7116.2	7201.5	7309.8	7415.8	7418.1	7554.1	7662.4	7715.4
7.5°	6786.7	6816.7	6839.7	6888.1	6978.0	7095.5	7263.7	7277.6	7519.5	7733.8	7846.8
10°	6630.0	6664.6	6689.9	6749.8	6839.7	6971.1	7153.1	7178.5	7494.2	7846.8	8045.0
12.5°	6487.1	6521.7	6544.7	6623.1	6740.6	6901.9	7107.0	7137.0	7503.4	7978.1	8261.6
15°	6574.7	6602.3	6593.1	6616.2	6694.5	6878.9	7125.5	7155.4	7538.0	8104.9	8475.9
17.5°	6964.2	6987.2	6911.1	6823.6	6786.7	6922.7	7183.1	7215.3	7607.1	8236.2	8694.8
20°	7538.0	7600.2	7434.3	7238.4	7060.9	7079.4	7302.9	7337.5	7703.9	8367.6	8918.4
22.5°	8284.6	8330.7	8127.9	7805.3	7478.1	7309.8	7482.7	7503.4	7849.1	8538.1	9162.6
25°	9162.6	9190.3	8909.1	8494.3	8021.9	7703.9	7729.2	7766.1	8088.7	8731.7	9379.3
27.5°	10015.3	10102.9	9777.9	9270.9	8648.7	8118.7	8068.0	8091.0	8349.1	8840.0	9529.0
30°	11027.0	11020.0	10676.7	10089.0	9291.7	8570.4	8388.3	8383.7	8489.7	8893.0	9637.4
32.5°	11833.5	11928.0	11591.6	10950.9	10026.8	9038.2	8609.6	8600.3	8598.0	8985.2	9798.7
35°	12750.7	12764.5	12455.7	11810.5	10821.9	9625.8	8918.4	8872.3	8819.3	9183.4	10017.6
37.5°	13571.1	13635.6	13352.2	12628.6	11603.1	10236.5	9342.4	9312.4	9151.1	9526.7	10367.9
40°	14211.8	14260.1	14089.6	13400.6	12372.8	10895.6	9881.6	9826.3	9630.4	10089.0	10835.7
42.5°	14421.5	14520.6	14587.4	14248.6	13257.7	11676.8	10545.3	10476.2	10326.4	10941.7	11374.9
45°	14437.6	14594.3	14946.9	14963.0	14147.2	12612.4	11319.6	11271.2	11259.7	12034.0	12133.1
47.5°	14315.5	14474.5	15066.7	15387.0	14940.0	13557.3	12437.3	12361.3	12368.2	13384.4	12983.5
50°	14020.5	14209.4	14928.4	15659.0	15559.9	14539.0	13617.2	13591.8	13734.7	14926.1	13866.1
52.5°	13465.1	13693.2	14785.6	15829.5	16020.8	15384.7	14958.4	14887.0	15248.8	16599.2	14831.7
55°	11928.0	12271.4	14262.5	15924.0	16458.6	16193.6	16166.0	16295.0	16774.3	18424.4	15894.0
57.5°	11126.0	11384.2	13126.3	15940.1	17011.7	17133.8	17576.3	17608.6	18447.4	20362.4	17094.7
60°	10688.2	10916.3	12504.1	15834.1	17783.7	18297.6	19018.9	19134.1	20081.3	22461.8	18339.1
62.5°	10305.7	10501.5	12130.8	15467.7	18654.8	20023.7	20887.8	20943.2	21936.4	24780.1	19567.4
65°	9404.6	9628.1	11379.5	15101.3	19406.1	22180.7	23367.5	23302.9	23911.3	26780.4	20337.1
67.5°	8190.1	8473.6	9976.1	13836.1	19777.1	24538.1	26160.5	26079.8	25860.9	28091.7	20558.3
70°	6639.2	6791.3	8180.9	11649.2	18295.3	25775.7	28365.9	28280.6	27068.5	28264.5	19512.1
71°	5712.8	5950.2	7123.2	10347.1	17062.4	25397.7	28649.3	28626.3	27070.8	27787.5	18723.9
72.5°	4459.2	4604.4	5641.4	8017.3	14502.1	23249.9	27948.8	28036.4	26483.1	26462.4	17099.3
75°	2820.7	2885.2	3539.7	4719.6	7957.4	16465.5	23858.3	24095.7	23515.0	21659.8	12716.1
77.5°	1638.5	1721.4	2120.1	2781.5	3438.3	8936.8	17071.6	17329.7	16338.8	11925.7	5205.8
80°	954.1	1046.2	1396.5	1615.4	1578.6	3316.2	8692.5	9132.7	7074.8	3012.0	1461.0
82.5°	530.0	592.3	981.7	984.0	841.1	1083.1	2735.4	2862.2	2018.7	1214.5	596.9
85°	384.8	435.5	633.7	573.8	403.3	465.5	951.8	997.8	815.8	511.6	193.6
87.5°	136.0	193.6	348.0	276.5	110.6	96.8	274.2	223.5	207.4	142.9	43.8
90°	0.0	0.0	0.0	0.0	0.0	0.0	0.0	0.0	0.0	0.0	0.0



REPORT NUMBER: P455434
 CATALOG NUMBER: GLAN-SA6C-760-U-T3R

CANDELA DISTRIBUTION (continued):

	90°	95°	105°	115°	125°	135°	145°	155°	165°	175°	180°
0°	7611.7	7611.7	7611.7	7611.7	7611.7	7611.7	7611.7	7611.7	7611.7	7611.7	7611.7
2.5°	7653.2	7657.8	7634.8	7593.3	7551.8	7498.8	7438.9	7392.8	7372.0	7369.7	7367.4
5°	7736.2	7747.7	7660.1	7531.1	7388.2	7213.0	7063.2	6892.7	6848.9	6779.8	6800.5
7.5°	7869.8	7862.9	7690.1	7415.8	7081.7	6710.7	6397.2	6215.2	6026.2	5973.2	5975.5
10°	8061.1	8017.3	7690.1	7180.8	6623.1	6072.3	5634.5	5357.9	5208.1	5083.7	5037.6
12.5°	8263.9	8153.3	7616.3	6851.2	6033.1	5357.9	4887.8	4514.5	4417.7	4316.3	4318.6
15°	8457.5	8273.1	7471.1	6388.0	5397.1	4595.1	4138.9	3915.3	3885.4	3896.9	3894.6
17.5°	8632.6	8358.4	7249.9	5871.8	4655.1	3940.7	3698.7	3714.8	3795.5	3853.1	3860.0
20°	8810.0	8409.1	6920.4	5180.5	3954.5	3544.3	3553.5	3680.3	3802.4	3880.8	3892.3
22.5°	8978.3	8432.1	6533.2	4512.2	3447.5	3376.1	3512.0	3648.0	3767.8	3843.9	3855.4
25°	9088.9	8379.1	5984.7	3813.9	3198.6	3316.2	3459.0	3574.3	3675.7	3754.0	3772.4
27.5°	9118.8	8208.6	5304.9	3249.3	3083.4	3258.5	3389.9	3475.2	3553.5	3627.3	3641.1
30°	9102.7	7957.4	4558.3	2917.5	3016.6	3191.7	3293.1	3355.3	3449.8	3507.4	3518.9
32.5°	9077.4	7664.7	3779.4	2740.0	2961.3	3129.5	3189.4	3244.7	3242.4	3219.4	3235.5
35°	9086.6	7314.4	3147.9	2634.0	2912.9	3083.4	3134.1	3065.0	2866.8	2857.6	2848.3
37.5°	9135.0	6968.8	2689.3	2560.3	2887.5	3076.5	3104.1	2786.1	2611.0	2530.3	2509.6
40°	9259.4	6565.5	2387.4	2505.0	2885.2	3129.5	2968.2	2645.5	2309.1	2152.4	2140.9
42.5°	9425.3	6169.1	2203.1	2470.4	2912.9	3210.1	2912.9	2447.4	2080.9	1988.8	1974.9
45°	9671.9	5715.1	2101.7	2454.3	2954.3	3240.1	2894.4	2302.2	1988.8	1915.0	1915.0
47.5°	9950.8	5281.9	2046.4	2442.8	3007.4	3219.4	2730.8	2256.1	1945.0	1954.2	1998.0
50°	10227.3	4906.2	2004.9	2417.4	3053.4	3207.8	2664.0	2253.8	1956.5	2074.0	2152.4
52.5°	10547.6	4641.2	1954.2	2375.9	3053.4	3134.1	2643.2	2299.9	1988.8	2023.3	2057.9
55°	10934.8	4558.3	1889.7	2286.0	2998.1	2949.7	2631.7	2366.7	2011.8	1931.2	1945.0
57.5°	11446.4	4691.9	1827.5	2173.1	2871.4	2758.5	2627.1	2385.1	1958.8	1892.0	1878.2
60°	12040.9	4956.9	1809.0	2057.9	2698.6	2594.8	2599.5	2332.1	1885.1	1815.9	1827.5
62.5°	12458.0	5116.0	1797.5	1970.3	2509.6	2415.1	2532.6	2267.6	1852.8	1792.9	1804.4
65°	12458.0	4922.4	1691.5	1836.7	2265.3	2198.5	2452.0	2187.0	1811.3	1742.2	1730.7
67.5°	11985.6	4357.8	1530.2	1636.2	1995.7	1951.9	2339.1	2090.2	1749.1	1696.1	1668.4
70°	10755.0	3304.6	1327.4	1401.1	1654.6	1693.8	2193.9	1958.8	1645.4	1580.9	1539.4
71°	10213.5	2878.3	1242.1	1281.3	1523.3	1580.9	2124.7	1903.5	1599.3	1507.1	1433.4
72.5°	9169.5	2424.3	1113.1	1129.2	1302.0	1405.7	1979.6	1797.5	1511.7	1380.4	1297.4
75°	6966.5	1769.8	896.4	887.2	963.3	1115.4	1675.4	1601.6	1325.1	1147.6	1099.2
77.5°	3009.7	963.3	670.6	677.5	654.5	845.7	1318.2	1375.8	1136.1	933.3	889.5
80°	912.6	555.4	458.6	467.8	437.9	566.9	928.7	1078.5	912.6	725.9	666.0
82.5°	467.8	331.8	313.4	308.8	278.8	320.3	562.3	737.4	652.2	454.0	401.0
85°	202.8	177.4	154.4	149.8	131.4	115.2	200.5	368.7	345.7	253.5	242.0
87.5°	50.7	46.1	30.0	27.7	16.1	2.3	0.0	0.0	0.0	0.0	0.0
90°	0.0	0.0	0.0	0.0	0.0	0.0	0.0	0.0	0.0	0.0	0.0

(END OF REPORT)